



**Somerset County Head Start and Early Head Start Annual Report
2012-2013**


Total amount of public and private funds and the amount from each source with an explanation of budgetary expenditures.


Federal Head Start: Program operations serving 103 preschoolers \$1,063,629 Reduced by \$71,000 and 18 children due to sequestration		
Personnel	59%	
Fringe benefits	22%	
Supplies	1.7%	
Contractual	.3%	
Other	17%	
Training and Technical Assistance (T&TA) \$17,688 Non-Federal Share Required \$270,330		

Federal Early Head Start: Program Operations serving 24 pregnant women, infants and toddlers \$218,455		
Personnel	55%	
Fringe benefits	20%	
Supplies	.2%	
Contractual	.3%	
Other	24.5%	
Training and Technical Assistance (T&TA) \$5,748 Non Federal Share Required \$56,050		


15% of eligible Head Start and Early Head Start children in Somerset County were provided services.

**Somerset County Head Start and Early Head Start Annual Report
2012-2013**

State Funded Head Start: Program Operations serving 15 preschoolers \$152,670 	
Personnel	61%
Fringe benefits	22%
Supplies	4%
Contractual	3%
Other	10%
Received an additional \$2500 to run a one week Summer School Readiness Program for 15 preschoolers	

State Funded PA Pre-K Counts: Program Operations serving 50 full day preschooler and 73 part day preschoolers \$678,430 	
Personnel	67%
Fringe benefits	24%
Supplies	2%
Contractual	2%
Other	5%

Average Attendance By Funding All with full enrollment every month.	
Federal Funded Head Start	86.47%
State Funded Head Start	83.91%
State Funded PA Pre-K Counts	90.43%

Attendance


**Somerset County Head Start and Early Head Start Annual Report
2012-2013**

Head Start Preschoolers Health Summary

Physical Exams 83%

Dental Exams 82%

Immunizations (up-to-date) 89%



Early Head Start Infant and Toddlers Health Summary

Appropriate preventative and primary health care 78%

Immunizations (up-to-date) 91%

**preventative primary oral health care
(17 children were under 1 year old)** 44%

Head Start Parent Activities /Information Received

Parenting and Health Education 100%

Emergency/Crisis Information 15%

Housing Assistance 11%

Adult Education/ GED and Job Training 7%

Mental Health Services 6%



Early Head Start Parent Activities /Information Received

Parenting and Health Education 100%

Emergency/Crisis Information 41%

Housing Assistance 19%


Adult Education/ GED and Job Training 22%

Mental Health Services 6%


Child Abuse and Neglect 19%

Substance Abuse 19%

**Somerset County Head Start and Early Head Start Annual Report
2012-2013**

Head Start School Readiness By the end of the school year:		
Children were able to take care of their own needs appropriately.	98%	
Children were able to develop healthy relationships with peers and solve social problems.	96%	
Children has increased vocabulary and engaged in more conversations.	98%	
Children met program and age expectations in their ability to discriminate alliteration.	100%	
Children were able to identify math problems and explore ways to solve them.	97%	
Children were able to show understanding of spatial relationships.	98%	
Children were able to use scientific inquiry skills.	33%	
Children were able to show initiative, curiosity and persistence.	96%	
Children were able to begin and finish activities with persistence and attention.	98%	
Children were able to demonstrate age appropriate use of hands and fingers.	99%	
Children were able to demonstrate the ability to use gross motor manipulative.	96%	
Early Head Start School Readiness By the end of June:		
EHS children demonstrating an ability to balance needs of self and others	100%	
EHS children were able to speak clearly and use social rules of language	96%	
EHS children were able to show understanding of spatial relationships	100%	
EHS children were able to use their 5 senses	100%	
EHS children were able to show appropriate interest in music and art	100%	
EHS children were able to demonstrate appropriate hand and eye coordination	100%	
EHS children were able to demonstrate balancing skills	100%	

Head Start/Early Head Start Monitoring Report

2012 Federal Review	The federal review in March of 2012 found our classrooms to have CLASS scores in the high range. There were findings that were accepted as corrected in October 2012.	
2011-12 Audit	The single purpose audit of the 2011-12 grant year had no findings for any program in the Early Childhood Education Department.	